

CTH Translational Research Platforms

The CTH Platforms are the structural and technological core for translational thrombosis and hemostasis research at a high level of scientific and methodological quality. The platforms operate on a collaborative basis with researchers inside and outside the CTH to achieve a scientifically-based bidirectional benefit. Platforms are not operated as fee for service core facilities, but are supported through collaborative cost sharing. The common interest of the platform operators in the CTH assures continuing scientific and methodological development of the platforms and an attractive environment for collaborative research within the CTH and between institutions.

1. Evaluation and Review Criteria

(adopted from the TRP program, TRP = Translational Research Program)

1. Relevance for CTH research

Selection criteria: Insufficient/poor/sufficient/good/excellent

2. Advancement of overall CTH research infrastructure

Selection criteria: One/two/three or more

3. Scientific quality of the project

Selection criteria: Insufficient/poor/sufficient/good/excellent

4. Interactive translational impact

Selection criteria: One module/two/three

5. Applicant's previous research experience and career support

Selection criteria: Insufficient/poor/sufficient/good/excellent

6. Significance, innovation, and likelihood for further funding of proposed research area

2. STANDARD OPERATING PROCEDURE

2.1 Scientific Coordinator

He/She is usually a group leader within the CTH or CTH Central Institutions with excellent expertise in the scientific platform-background. He/She is responsible for scientific advice and quality management of collaborative projects, and for the progress of method development (Fig. 1). Potential **co-authorship** of the scientific platform coordinator on scientific publications may be justified according to the Rules of Good Scientific Practice. Indication of the respective methodology in grant applications or

similar documents requires a LOI of the scientific coordinator and the platform committee that grants access to the technique.

2.2 Method Supervisor

Each Platform is further headed by a method supervisor, e. g. experienced researcher usually at post-doctoral level or with advanced methodological skills. He/She ensures standardized platform operation and takes full responsibility for proper technical function of the machinery and liability of measurements/procedures to the best of her/his knowledge and capabilities. He/she is obliged to strive for ongoing development and “state of the art” progress of the respective methodology to the best of his/her knowledge (Fig. 1). The method supervisor is also obliged to assure continuation of the technology at the CTH in case of dismissal or departure from the CTH. Usually, the method supervisor also has own scientific interest in the field of the platform technology he/she is supervising. Accomplishment of projects at the platform lab implies **co-authorship** of the method supervisor on scientific publications. The method supervisor is advised scientifically by the scientific coordinator of the respective platform.

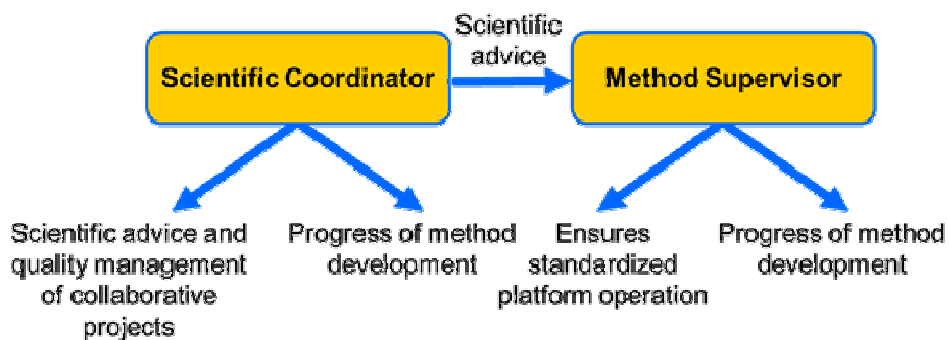


Figure 1. Quality management of CTH Translational Research Platforms.

2.3 Accessibility - Platform Committee

The committee is assembled by the CTH scientific director and the scientific coordinators of the platforms. The committee sets priorities for platform access. Criteria for top priority are: Scientific quality of the project and perspective for new third party funded collaborative platform projects; training of pre- and postdoctoral scientists in platform methods within CTH-internal research projects; significant contribution to development and progress of platform methods. The committee evaluates proposals for collaboration or training and reviews collaborative projects. Further, the committee evaluates platform utilization and sustainability and establishes regularly reports for the CTH managing board. Decisions are made by the CTH managing board according to recommendations of the platform committee. The CTH platform committee is organized by the platform

coordinator who also organizes methodological SOPs together with the platform Heads (Fig. 2).

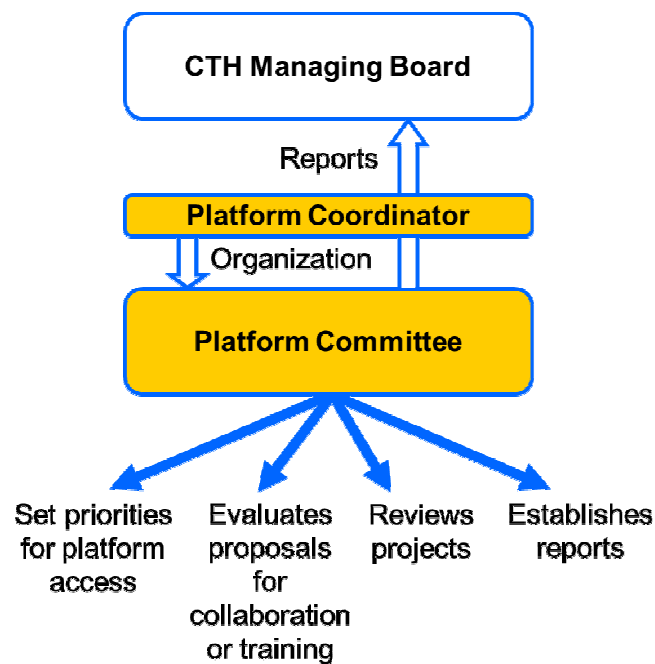


Figure 2. Structures of CTH Translational Research Platforms.

2.4 Proposals for Collaboration or Training

A brief description of the desired experiments/method is required (**abstract**, maximum ½ to 1 page DINA4 containing background, preliminary results, planned experiments and methods, focus on collaboration or training with expected platform utilization, perspective). This document can be send to the coordinator of the CTH platform committee or the method supervisor of the respective platform lab, who will distribute the document among the members of the committee. Also ethical permits have to be provided before starting the experiments.

2.5 Collaborative Projects

The selection procedure for collaborative proposals is illustrated in Fig. 3. The decision on whether pilot experiments are needed before the establishment of a collaboration is made by the respective platform heads. Conduction of full length studies, of which the main focus lies on the technology provided by the respective platform lab at the CTH, is usually **not possible** due to time and space restrains. Cooperation partners need to participate in the costs of the experiments (consumables, anaesthetics, mouse costs

etc.) at the discretion of the CTH platform lab committee. Usually, they will cover the on-top costs that arise from the cooperation.

CTH platforms are **not core facilities**, therefore a pay-for-data mode is not provided.

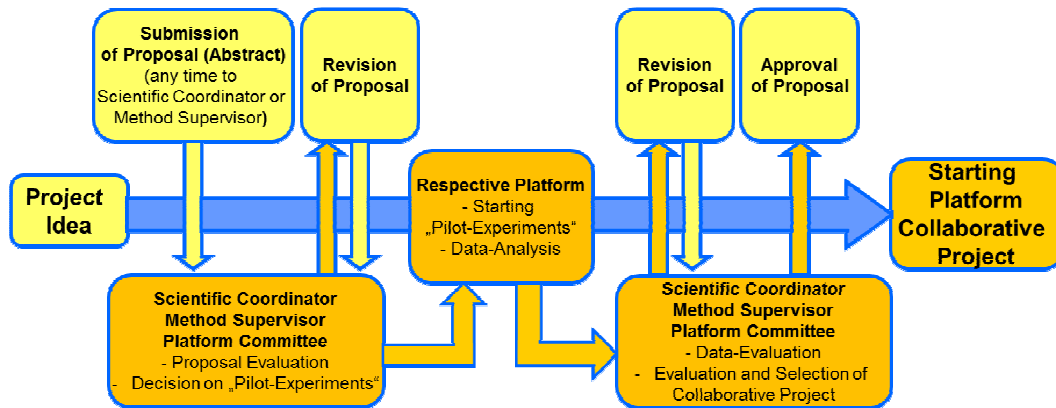


Figure 3. Selection procedure for collaborative proposals.

2.6 Training

Both platform 'heads' are also responsible for teaching and training of pre- and post-doctoral scientists in the respective platform methods. Researchers (students, postdoctoral fellows) and technicians are eligible to be trained in the platform technology. However, the method supervisor defines the overall conditions of the training and he/she is also entitled to reject a trainee. This is necessary, because only the method supervisor knows the workload that is required to train a new person in the methodology. The method supervisor will decide whether the extent of a project requires an additional person that has been trained in the respective platform technology. Usually, he will consult with the platform committee to make this decision. Exceptionally, the coordinator of the platform committee and the respective method supervisor can discuss this issue together with CTH management board. If a person has been accepted for training in a certain platform technology the method supervisor has the responsibility to ensure the best possible teaching, in terms of scientific content, and also of infrastructural demands.

General contact:

Platform Coordinator

PD Dr. Kerstin Jurk (kerstin.jurk@unimedizin-mainz.de)

Platform-specific contacts:

Platform 1: Intravital Microscopy

Scientific Platform Coordinator: Dr. Christoph Reinhardt (christoph.reinhardt@unimedizin-mainz.de)

Method Supervisor: Dr. Sven Jäckel (sven.jaeckel@unimedizin-mainz.de)

Platform 2: Cardiovascular Function

Scientific Platform Coordinator: PD Dr. Philip Wenzel (wenzelp@uni-mainz.de)

Method Supervisor: Tanja Schönfelder (tanja.schoenfelder@unimedizin-mainz.de)

Platform 3: Platelet Function

Scientific Platform Coordinator: PD Dr. Kerstin Jurk (kerstin.jurk@unimedizin-mainz.de)

Method Supervisor: Kathrin Schwierczek (kathrin.schwierczek@unimedizin-mainz.de)

Platform 4: Genetic Resources

Scientific Platform Coordinator: Prof. Dr. Wolfram Ruf (ruf@uni-mainz.de)

Method Supervisor: Dr. Sabine Reyda (reyda@uni-mainz.de)

Platform 5: Advanced Diagnostics

Scientific Platform Coordinators: PD Dr. Heidi Rossmann (heidi.rossmann@unimedizin-mainz.de), Prof. Dr. Sven Danckwardt (sven.danckwardt@unimedizin-mainz.de)

Method Supervisor: Stefanie Sollfrank (stefanie.sollfrank@unimedizin-mainz.de)

Platform 6: Biostatistics / Bioinformatics

Scientific Platform Coordinator: Prof. Dr. Harald Binder (binderh@uni-mainz.de)

Platform Supervisor: Dr. Irene Schmidtman (ischmidt@uni-mainz.de)

Platform 7: Coordination and Support Team „Biodata Banking“

Scientific Platform Coordinator: Prof. Dr. Philipp Wild (philipp.wild@unimedizin-mainz.de)

Platform 8: Vascular Remodeling

Scientific Platform Coordinator: Prof. Dr. Katrin Schäfer (katrin.schäfer@unimedizin-mainz.de)

Method Supervisor: Dr. Magdalena Bochenek (magdalena.bochenek@unimedizin-mainz.de)

Platform Committee

Prof. Dr. Wolfram Ruf (ruf@uni-mainz.de)

Dr. Christoph Reinhardt (christoph.reinhardt@unimedizin-mainz.de)

PD Dr. Philip Wenzel (wenzelp@uni-mainz.de)

PD Dr. Kerstin Jurk (kerstin.jurk@unimedizin-mainz.de)

PD Dr. Heidi Rossmann (heidi.rossmann@unimedizin-mainz.de)

Prof. Dr. Harald Binder (binderh@uni-mainz.de)

Prof. Dr. Philipp Wild (philipp.wild@unimedizin-mainz.de)

Prof. Dr. Katrin Schäfer (katrin.schäfer@unimedizin-mainz.de)

PD Dr. Markus Bosmann (markus.bosmann@unimedizin-mainz.de)